

Education Programme

Workshop at Société Jersiaise Photo Archive 2018

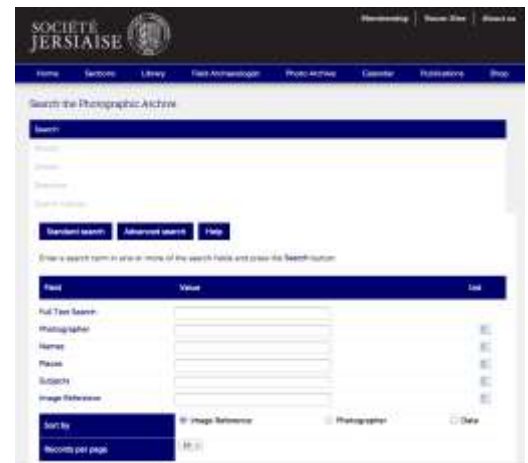
Using the Photographic Archive as a Resource for Research and Ideas

Picture Research Exercise

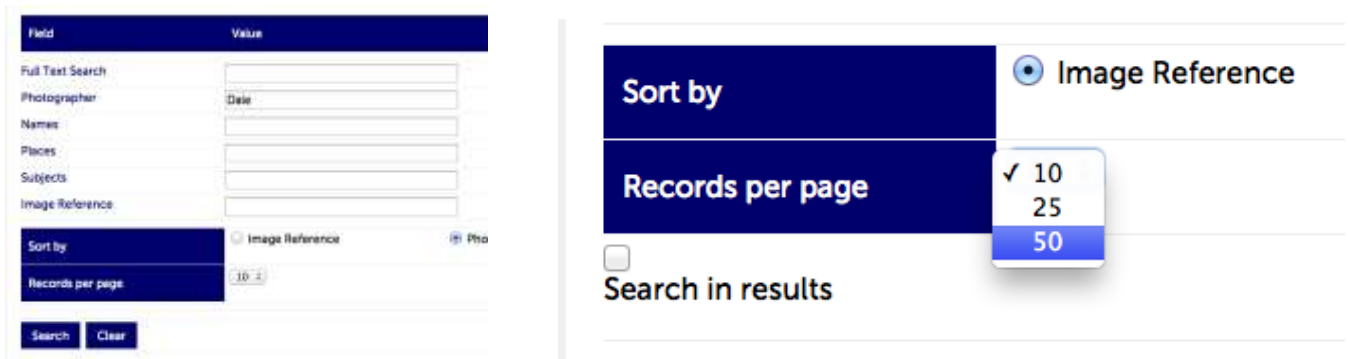
Step 1: Go to <http://www.societe-jersiaise.org/>



Step 2: Click on Photographic Archive, then select '**Search the Archive**'.
The next page that opens will be the standard search the Photographic Archive' page.



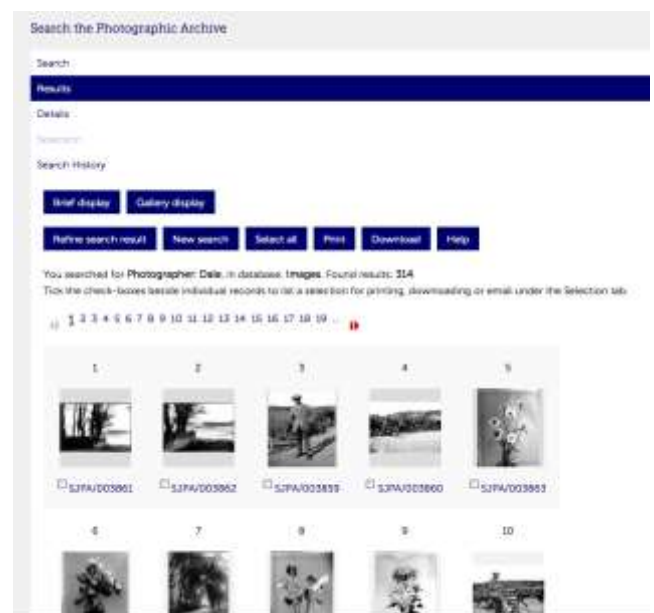
Step 3: Type in your selected subject description in full text search or subjects, you can also search by photographer, names, places or if you know it, image reference number and click search to view all the images in the photographic archive taken on that subject. On this page, bottom left you can also select the number of images you can view at one time.



Step 4: Once on the page of images you can change the way you want to view the images by clicking on either Brief display or Gallery display found at the top of the page. Gallery display is particularly useful if there are a lot of images to view.



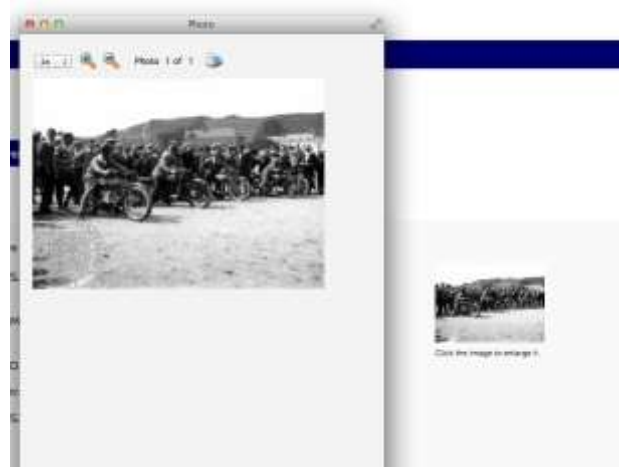
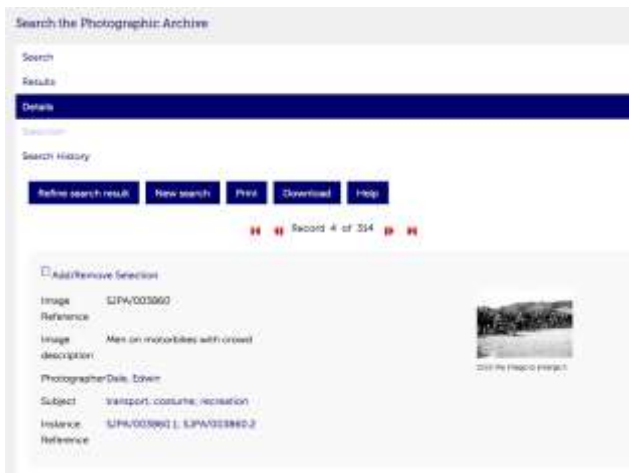
Brief display



Gallery display

Step 5: Choose images that best relate to the themes of your choice. You may also want to consider style, composition, lighting, etc. in making your selection. Think about how these images relate to your own photographs or how they compare to photographers you have studied? Which ones?

Click on the images to enlarge them and zoom in. You can save your chosen image/s to a folder on your desktop, to save your image to the folder right click on it save. Do this for any other images that you may find for each theme.



Step 6: Write down the reference number of your selected image (i.e) SJPA/003860, we can get a high quality version of the image for you if you like. Why you chose this image and how it might reflect on the theme or influence your own work.

- Do you like these images?
- Are they successful or not?
- Could you shoot similar images today?
- If so how will they be different?
- What do the images say?
- What do you want to say with your images?

Other important historical and contemporary photographers who work/worked in Jersey that we recommend you check out include:

Claude Cahun

William Collie

Charles Hugo

Henry Mullins

Percy Dunham

Francis Foot

Clarence Philip Oules

Francis George De Faye

Ernest Baudoux

Edwin Dale

Philip Morel Laurens

Emille Guiton

Thomas Sutton

Albert Smith

Francis Frith & Co

Martin Wyness

Michelle Sank

Yury Torptsov

Tom Pope

Jonny Briggs

Tanja Deman

Martin Toft

Martin Parr

Lewis Bush

Photographers that Lewis recommends: A mixture of straight and unconventional photography, some are more people orientated, some more architecture:

Sohei Nishino (large composite 'maps')	Helmut Gernsheim (beautiful London)	Max Colson (https://maxcolson.com/portfolio/hideandseek/)
Bill Brandt	Joel Meyowitz	Paul Strand
Dorothea Lange	Roger Mayne	Lee Friedlander
Helen Levitt	Lorenzo Vitturi	The Bechers

Felicity Hammond (nice example of collage): <http://www.bjp-online.com/wp-content/uploads/2017/10/Resore-to-Factory-Settings-1024x655.jpg>

The **Societe Jersiaise** Library is also a very good source for information to extend your research.

Opening hours: Monday, Wednesday and Friday: 9.30am – 5pm

Tuesday and Thursday: 9.30am – 2pm

You can also find us on Facebook and Twitter:

www.facebook.com/sjpa.societejersiaise

www.facebook.com/ArchisleJersey

www.twitter.com/archisle1