

Shape, pattern, line, repetition, symmetry, shadow, tone, curves,  
angles, edges

Orla Worthington



## formalist photographer; Brett Weston



For these shoots I wanted to be very experimental and out there with my shots and as to how my images are perceived with intriguing compositions and editing development. I want a very clear cut and finality to all my images

for my chosen photographer I wanted to choose one who enraptures all the formal elements and lines and continual repetition and interest that I too want to capture within my own images. Brett Weston was an American described to be a “child genius of photography” he had three brothers some of whom were also successful photographers. He lived in Los Angeles. He was taught by Edward Weston a well known photographer at the time so learnt all his skills at the time. He wrote many books about his skills and new found information about photography itself. He was obviously swayed by his influence of form and composition and liked to photograph lines and shape and appreciate how the camera transformed close up subjects and how to further edit and contrast the images. so his tendency to attraction is quite characteristic through which he would go change and develop each year. At the young age of seventeen he already was recognised from his avant garden exhibitions. He was overly intimate with his surroundings to capture a romanticism of his work. later on in his life he traveled extensively in order to capture and develop effective shots and new personas of live image. Furthermore through the years he was characterised high contrast abstract images but his close up detail and refinement separated his work from the rest unlike any other.



# My ideas for Brett Weston and Peter Keenan shoot

for my photoshoot I want to visit several scenes in order to capture an array of his styles techniques and lines. my first photoshoot was to be able to see perspective line and form within a landscape piece or a reflection; such as: the images seen within the side

I feel as tho this idea could be highly effective and work very well with of without editing, you could further expand this idea in order to actually mimic and turn the image upside down relating the shape.

all of the pics below are based on perception and an illusion, perhaps in my photoshoot I should consequently create a illusional layout and then further editing to create A mysterious image that still connotes beauty within its transparency.

I also want to create illusions based on the designs of formation inn naturally occurring of an effect to make something manmade into something more natural and discard its normal appearance into something hidden and beautiful in its way.

I went to use all he experimentation that the artists themselves use and also use a mixture of angles and materials to creating intriguing new concepts further developed by editing into hollow and black ands white effects and perhaps overlapping images and creating death with repletion and lines too.I could capture many images like this on the beach and with possibly bits of metal that are also occurring and what shed up onto the shoot.i could develop lines within the wind and the sand with a sandiness and water droplets everywhere.I want a strong juxtaposition of more industrial pieces but overall these shoots should be somewhat successful.





I also want to establish the realism and detail within the nature and slo landscape and city industrial pieces inspired by lined and shades.

lines and tones within exotic plants and leafs and editing to form a hollow background and developing death and sense of romanticism

illusional repetition in order to develop an interesting composition such as his landscape inspired work

I could do a Birdseye view development and presentation of different images to emphasise how a landscape can be foreseen and edit into a encapsulating piece

**Brett western shoot inspiration**

I could do a water shoot focusing on droplets and people submerged within water to find a new sense of shape and pattern within them and the water itself

I could develop texture more and the structure of tree bark and how this circular rough texture would be able to perceive lots of detail and look unlike the material itself.

I could develop a harder more structural piece in order to portray a sharpness and sense of tone and shape within a more industrial atmosphere

lastly I want to create images that portray a shape within the hollow effect and create a bod of movement



# annotation of favourite image of western



I feel as if this image is highly effective due to its shot of perspective and an illusion of infinity that makes it a continuous shot and very effective. The lines within the trees are parallel and in order and create a form of solid structure and formality to the piece. The reflection also creates that idea of repetition and also creates a longer shape to the piece and extends the lines of symmetry that are highly effective it emphasizes the period of the piece and has more hollow debthining effect. There is so much detail and reloads within the branches and trees the the high quality you can perfectly image a gracious seen with such precision . The editing is very effective and the tones are each so different that it forms a contrast highlighting both the darker and lighter tones within the piece itself.

I could try and recreate the piece myself with a river or lake in an area and capturing the reflection and hollowness of the repeating trees also within this autumn season it would be highly effective.



## Second formalist :peter Keetman



Keetman is a German photographer born in 1916, he wrote many books about the art of photography and achieved the David Octavius Hill medal. His work was described to be comprehensive retrospective and eminent. He was not only a rebel involved with influential photo form but also very inventive and a poetic with his camera. His main subject would be that of war and after the war. He would capture this by the exploration of nature motion and experiments within industrial scenarios. His work successfully linked to prevailing topics of war and made it a trend in the public eye. He soon became a modernist focusing more towards form, design abstraction and experimentation. He wanted to produce a potential of creation rather than capture a pre-existing image that everyone would be able to view. The periods in which he was a photographer he was very abstract and creating trends in this period. His work was in order to search for a humanist relationship to the word and looking for a meaning of reconstruction during such hard versatile times. His pre-war avant-garde work was highly rebellious but the thrill created was astonishing and different. He, along with a small group of others, wanted to produce a new photographic language aimed to create light powers and experience the world individually as a subject. His later work contains many hidden visuals and reconstructions of landscapes and natural phenomena. This was the era of 'economic miracle'



water droplets and focusing the reflection of light within the pines and the shape of the droplets and creating a detailed impact

close of circulations and spiral usually found within more metal and industrial pieces or perhaps lines and shape within a building

close up shots of detail in order to create an effect to look like an object the it isn't, such as poles of pins to look like flowers, this is excited by composition and angles

His layered up images and repletion that is continuous

peter Keetman shoot inspiration

Long lines of structure such as building sites to create illusions of bars creating forms and patterns unintentional but still manmade for a juxtaposing purpose

editing out negative space to have a contrast with liner delicate cate lines to create an illusion op circulation and shape within the form of the pieces


Empty bodies of structure of dumped rubbish in order to create intricate pasterns within the metal or observe the body swell, also can be inspired by photography f the moving person and the busyness of humans and society fragility



# Annotation of favourite image by Keenan

This piece is a digital art project. I love the unique shape and lining in order to develop an interesting composition and direction and sense of movement. You could produce an experimental piece like this with the use of slow expose and a movement of light in a Repeated pattern and edit the layers overlapping. I love the expose and depth to this piece the tones create a contrast to show a statement of colour and pattern. The lines of repetition form to create one streak of light while simultaneously having thicker and more dynamic movements. The hollowness of the background is also something that I would want to develop into my own images. It has an almost architectural aspect and the lines also mirror the lines and create a structure effect.

The piece has a strong presence of drama and the piece is almost alive and is personified to be a almost movement of adventure. I could capture inspired images of formal elms possibly surrounded by light and continue to edit out the negative space to creating impressive compositions of colour. I also love the variation of exposure within this image and how the lines develop weight and thickness within the image too.





## Final ideas for all the shoot and ideas I want to develop

I want to use both of My photographers to inspire me to look at more rebellious visuals that are hard to create and has a ambiguity and diversity of complex understanding towards the composition.I want to be able to edit these images to create a beautiful effective tone and also to show detail towards the images a or reflection and repletion.

I want to capture as many elements that I thought aboutearlier. during this shoot.I want to encapsulate all of my ides and development and edit them in such a way they look seamless and important part not only photoshopping but also editing the tonal range to a lower black and white basis only.

I want diversity of ideas and exploration of both artists easily visible within the shoot, they are both similar they each capture illusions and compositions in different mannerism that I need to focus on with both of them.I want to have any areas of angles and different concept ideas.

I could visit ,any ideas such as a beach and a sand area or rewsouvoir to capture the more formal nature aspect of the reflection.



mood board for both of the shoots








# Contact sheet and how the first shoot was effective

For this shoot I experimented with all of the shots I was previously talking about and wanted display lots of compositions and angles. I took quite a few images in each place and went over the expected image allowance for better shots available.

Overall during this shoot I knew I wanted to visit three very different locations in order to capture a beach relation, lines and waves within sand and a natural structure and a wall of water and close up of droplets. Secondly I wanted to capture the mirror line and circulation and infinitive effect of a river that surrounded by trees and how light effects the overall feel to the piece. I also wanted to capture shadows forming lines and a sense of structure inspired by my favourite western shoot. Lastly I wanted more Morden industrial metal inspired pieces that again capture a textured mirrored effect and is very smart creating illusions within the photo itself.






Best 10 edited images and annotation, 5 from western  
and 5 from Keenan

I chose these images due to the impactful resemblance and  
representation of the artists aims and techniques






This image has a clear delicacy and elegance. The clouds are perfectly reflected and showed within the water. The lighting is perfect and emphasis the tones and texture within the piece. There is a clear structure, line and flowing rhythm within how the water raps around the trees in a circular formation It almost has a line of mirroring effect and portrays a romanticism of formalism







As said before I also edited this piece with the repetition of the light due to this being the most significant factor of the piece as a whole, I developed the arrangement so that it looks effortless and creates a more interesting finish to the piece and more like what the artists would want to capture looking at formalism.

I chose this image due to the line and lumps seen with the moisture of the sandpit produces a great light reflection within the lines and pushes back the depth of the pebbles behind, showing a clear separation within the piece such as western with his work. I could further develop this piece in turns of repletion and editing the same piece on top creating a more interesting composition








Within this image I wanted to create an illusion within the mirrors and also a clear straight line of a clear development of structure and lines gradually decreasing. All the images are in line and edited even more in proportion with each other. I wanted to capture a tunnel illusion and feel as if that effect has successfully come across.







This image was made successful by editing to see exaggerating the darker tones in order to create a clear mirrored effect of the lines, it also has an interesting composition due to the black line going straight through the middle causing a separation and capturing further attention as it gradually dims and blackens the end of the repetition of line and structure.





this image is highly still , in order to get the attention for the reflection and clear line from within the sea and the clouds. although this piece looks better with colour I have deepened the tone and lowered the saturation to make it more appropriate to the artist itself.I could further develop this and possibly overlap another image in order to create wakes out of nowhere and building more texture and a better overall finish to the piece.

I continued to further overlap another image of waves circulating to create an interesting pattern of texture and make the image less bland and create some action, although you cannot clearly see that the image itself is a wave it still creates an interesting sense of composition.







Within this image I wanted to show the natural line formation and how it has a circumference and locks around the beach itself. I wanted to also portray the texture and detail within the seaweed and also the rocks and the ones and highlights that the natural lighting portrays. I took this picture originally in a sunset setting to capture a more orange feel that I thought would be softer and easier to develop.








within this image I wanted to capture and develop the repetition of the shadows and the alignments of the rocks once again with the contrast of the trees. You can see the close up contrast of the rocks and the detail within the hard edges. Once again I wanted to see the light highlights within the sunset and lightly develop the shadows more but again deepen the saturation. It also connotes a romanticism with the saturation and the colour.





I like the focus of this piece due to the line and the surrounding of reflections from the light sky, there is also a mirrored effect due to the same shape of cloud seen within the reservoir. You can also see the background and the repetition of the rocks. The texture and lines within the line going up also displays texture and tones within the rocks leading up. This piece has a very peaceful persons and connotes that of experimental formalism within nature successfully. It also contains a centre display of focus in the piece itself.

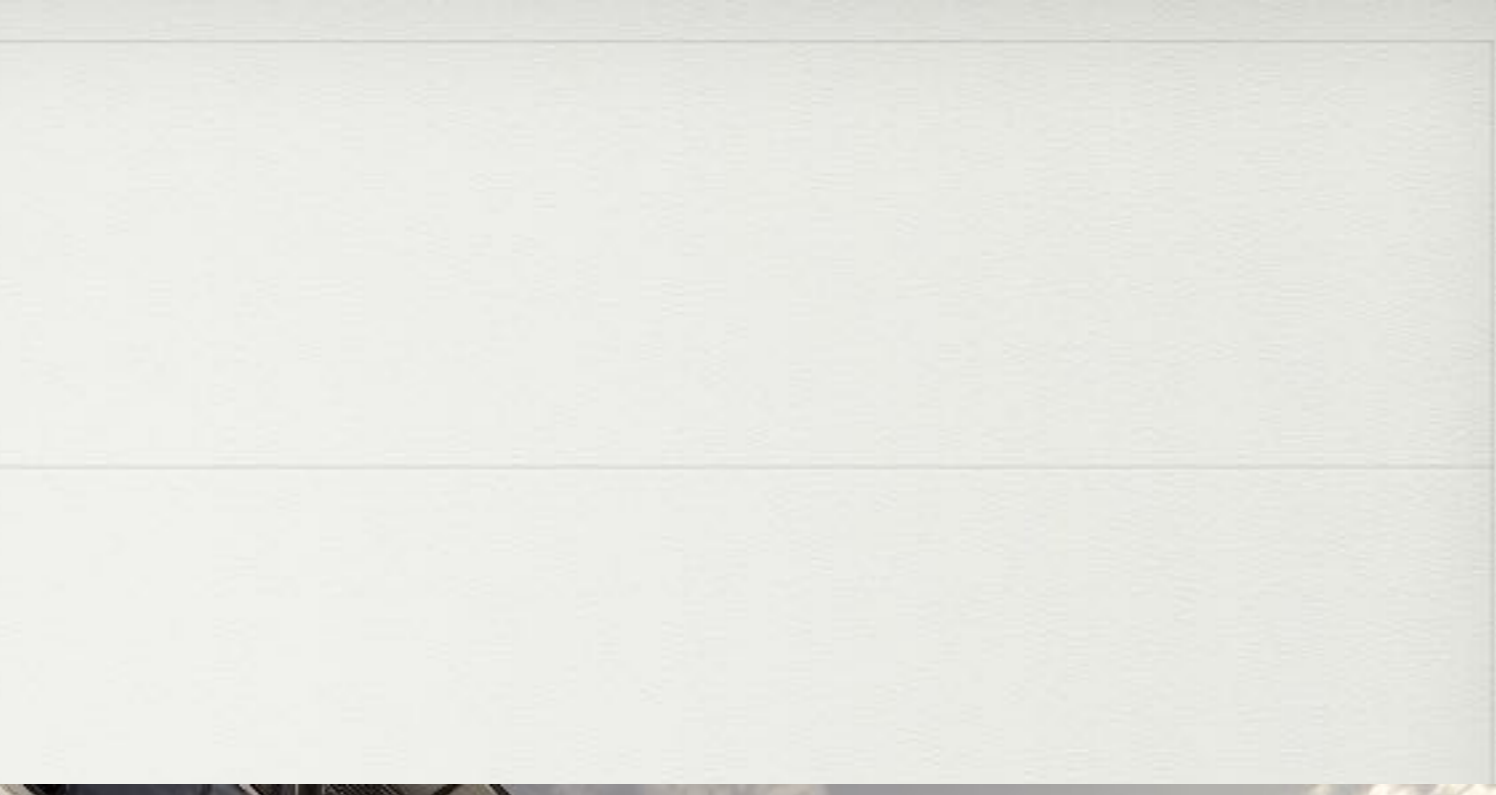




With this piece again I wanted to capture the lines going around the beach and also how the rocks are once again highlighted and have the same tones within the sky. I then also developed this piece in order to create an almost shell effect in the corner to create a more interesting composition, this was also done by sampling a separate piece of the line going up the beach furthering the development of layers and perfective of line. also creates a good angle and divides the piece into more interesting sections.









# best Overall Image



The successful aspects from this image is that of the reflection upon the glass and the continuation of the sky will the edition of more highlighted tones. Also how symmetrical the angles are throughout within the building and the same angle of the crane. The image also has great detail and crispness within the image making it almost futuristic. This was also inspired by a more industrial sense of metal based prices and creating sharp edges. To me this piece is a Modern twist upon the metal development off lines that the other two artists both have.



# Evaluation

Overall I feel as if this text was successful and connotes a deep resemblance towards the photographer. You can see throughout his same experimentation and development within the work and how I tried to mimic and capture his same thought process. Although the photoshoot is quite ambiguous they all work to form shape form and line within everything.

with some editing these pieces become more effective overall and I feel as though there are many areas that change. I managed to capture repetition and all other aspects that I originally intended to and a more nature effect with efficient editing. I also captured the architecture and lines within the piece. I could also see the symmetry within the pieces and the gradual lines developing into a shape within the piece itself possibly developing a persons of sight.