



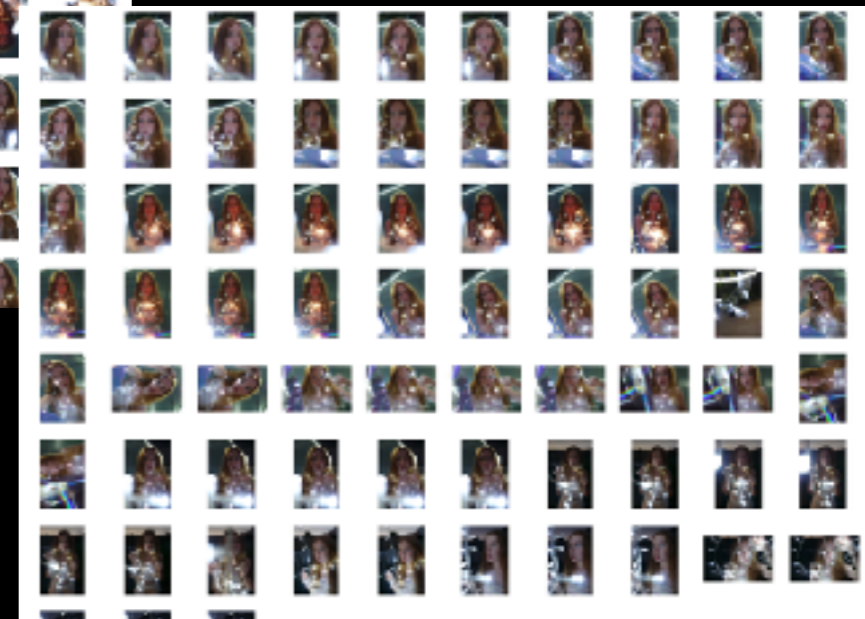
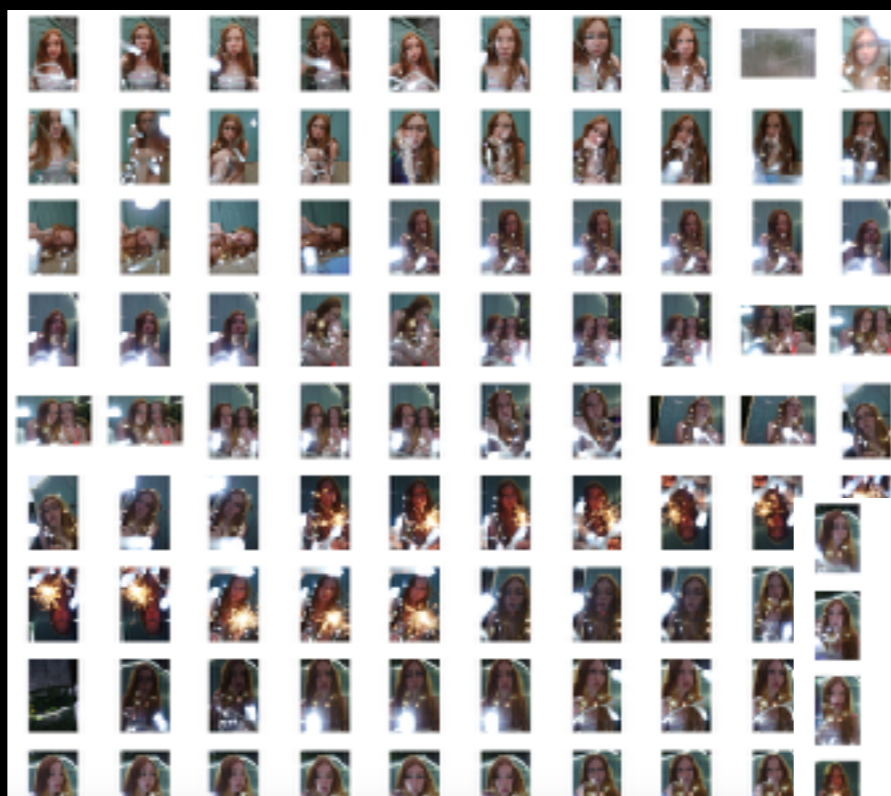
RESPONSE

SHOOT 3

FIRE, SPARKLERS, LIGHTS

MY INSPIRATION FROM THIS SHOOT

for this shoot I want to focus on sparklers and also see more lighting into the mixture for some better texture shades and more depth into the piece. In nighttime this could develop very well and be very beautiful and create a stronger contact in colour and a completely different atmosphere the other shoot.















BEST IMAGE FROM SPARKLER/ LIGHT SHOOT

for this image I had a very quick Shutter speed due to the high duration of the sparkler lasting around 20 seconds. I love the energy and excitement from the sparkler and quick burst of movement, the depth to the piece is also highly effective as the face is pushed back but also in a good quality detail with the highlights and colour reflection adding more vibrancy and tones to the piece. This piece is also further enhanced by the fairy lights out of focus rapped in the personals leading up to the camera adding more artificial lighting that emphasizes the effect of the sparkler by enforcing it is creating more light, The outline of the lights in the building is also very effective as it creates shape and line which further more adds to a complimentary and efficient background.

EDITING MY
FAVOURITE IMAGES



THE BEST 10
IMAGES FROM ALL
THREE
SHOOTS. BEFORE
AND AFTER EDITING



This image I really like due to the centre of attention being pushed back in the images and having darker tones but the most focus is in the face it is also in thirds in the picture making the composition highly effective. The side having colour out of focus with the continuation of the lights creates a very illuminating and effective feel overall. The tone to this has underlining purple which makes it more flattering with the relations on to the face, although all this is very artificial lighting it is effective due to the dark surroundings.



For this image the illumination under the pillow is very effective and with the conflict of the darker tones of the shades it highlights her eyes. The rich tones of the red show a beautiful contemporary feel and colour pallet. The eye contact denotes a connection with the viewer and a symbolism of love with the warm tones and soft connection. There is somewhat a contemporary feel to this piece as well as the tilt and angle making it a more provocative piece. I wanted to evoke a connection of delicacy and less over exposed and ample with the piece and connote a more central sense of Beauty within the face not overwhelmed with artificial lighting



I find that this image has a delicacy to it the lighting is very soft and sophisticated feel. The direct eye contact addresses the consciousness of her own being and starts a relationship within the viewer. The tone of the red with the creamy light develops. There is a contrast of the lighter tones closer to the camera and a progressive darkening in tone towards the girl's face perhaps demonstrating a person's form from the subject and a connotation of the artist's goal to promote beauty and an imaginative composition. This could be improved with a further blur on the lights.




This is my favourite image from the flower shoot, due to the use of focus on the face and the beautiful contrast of pink to the highlights in the skin. The perspective of the shot from directly above is very effective and so creates a beautiful mid line. The natural lighting creates a vibrancy of colour without causing an unwanted reflection or blur. This picture has quite a lot of depth with the three main focusing points all being centred on different levels, which works very well in the overall finish. The flowers allow a continuation of colour and bring a sense of mystery to the face but still not being hidden. The eyes are also highlighted and brightened due to the flash of the camera deepening the face and creating a beautiful reflection creating a more life-like effect. This image also reflects that of a funeral position but in a complete juxtaposition due to its vibrancy and life of flowers and colour.



for this image i really wanted to capture the reflection and connection and relation of colours with flowers and backgrounds and how this brings death to the image.the silhouette very suiting to the innocence of the image and delicacy of skin tones and highlights within the skin.the main viewpoint is the mid centre of the image but then goes into thirds with the second figure and reflection the line bends with the neck with always a sense movement and flower in the image which is very effective and suiting.My main objection was to capture the beauty within there piece, the natural lighting is also complimentary of the surroundings, although the lighting id quite harsh and direct towards that if the face.



The angle is quite refreshingly wanted to develop a sense of knowing and take it from there same prospective and level as the subject, this forms an elegant she to the face emphasised with the slight opening of the mouth.the tones are yellow due to her natural tone being enhanced by the natural lighting, this effortlessly builds a connection of tone to the flowers.i wanted to bring a connection to the camera and a sense of authority emphasising hoe while a women cane be delicate they na also be powerful and on control.It has a continuing effect with the forwarding of the hair and neck lengthening the image creating a well finished angle composition.



for this image I had a very quick Sutter speed due yo the high detention of the sparkler lasting around 20 seconds. I love the energy and excitement from the sparkler and quick burst of movement, the depth to the piece is also highly effective as the face is pushed back but also in a good quality detail with the highlights and colour reflection adding more vibrancy and tones tot the piece. This piece is also purer enhanced by the fairy lights out of cows rapped in the personals leading up to the camera adding Moree artificial lighting that emphasis the effect of there sparkler by enforcing it is creating more light, The outline of the lights in the building is also very effective as it creates shape and line which further more adds to a complimentary and efficient background.



The blur creates a contrast and allows a centre of focus, it is also effective due to its positioning on the lower left corner it again emphasises the gradual lead up flight towards the camera. In this piece I wanted to capture a face with little expression but connotes beauty in what is natural and an effortless effect to be perfect. The drop in the face also mirrors that effect of the light ending down. I also took this picture with a very intertwining body composition to create an interesting angle as to where the lights can be placed and allow sudden highlights of colour. The editing was to enhance the light already captured such as the reflection in the face and also adding more tones to the hair. It could also be effective removing the background with a black to have a richer contrast and depth - then the background allowing the image to capture all the main attention.



I took this image mirroring the same position to create a more natural lower level to the piece. The hands rate a line and with the soft bend create a feel of passion and delicacy also softened by their lighter more highlighted shade. the lines o the floor almost continually angle up towards the background creating a more natural finish. The editing allows a slightly higher expose to exaggerate her skin tine and ribbon of tines within her hair. In this piece i wanted to connote secrecy and power within the direct eye contact allowing a connection with the overseer. I used a quick shutter speed allowing the lights to be more blurred and lighter conflicting to the detail of the face.



BEST SHOT

EVALUATION OF FAVOURITE IMAGE

- Evaluation
- I really like this image because of the contemporary composition of the piece and the capture of light reflected with a lack of focus ,this also highlights her own fragility in the hanging position and compliments her hair ,also creating complimentary shades darker on one side of her face denoting the division of light and dark.I also really like the refectation within her eyes as it emphasises concentration and shows a theme of love.I do feel as if this could be more developed and effective if all the lights were out of focus and very light although this might loose some detail and realism within the face itself. I took this image in night time mode and focused on the face while trying to create delicate balls out of focus of light as seen by the top of the finger.The editing is highly suitable complimenting the light shades of the face.The slight open mouth and composition is very suspenseful and delicate.