

A close-up portrait of a woman with dark hair, wearing a crown of blue and purple flowers. She has a soft, neutral expression and is looking slightly to the right. The background is a soft-focus garden scene with more purple flowers. The lighting is natural and soft, creating a dreamy atmosphere. The text 'ARTIST' is in a light blue color, and 'BRANDON WOELFEL' is in white.

ARTIST

BRANDON WOELFEL

## RESEARCH

- Brandon woelfel is a photographer currently living in New York. He attended the school of visual arts, therefore allowing himself a wider range of imagination and more vivid colouring to further the effect of his photos. His sensational eye is all inspired by captivating people. He allows himself to explore perspectives while collaborating with the environment and atmosphere to bounce and reflect a sense of adventure. He is inspired by many artists, usually found on Instagram, he is attracted to working craft and ambition. His main aim is always focussing for a magical moment dependent on the lighting and the correct model. His camera of preference is the Nikon D750, due to its crisp shot and quality to capture light. The most important value in a shot for him is a personal story reflective of the atmosphere and a genuine inspiration. His unique style has the ability to perfectly capture light movement and develop the saturation and colour to innovate his photos into a personal journey of success. He believes in innovation and pushing through and developing editing and shooting.



# WHAT THIS WORK MEANS TO ME

## TECHNIQUE

His technique is very experimental, he likes to capture the vibrancy of light, with the contrasting focus of the shadows on the face and the dimensions. He uses lots of artificial light to more easily effect the lighting and focus in the camera, it also allows for more effects in slower shutter speeds. He uses an interesting perspective of always using glass for a third of the picture or for a reflection of being behind glass to capture and reflect light in a really enticing manner.

## MY UNDERSTANDING

I want to use his methods such as rainbows reflections to highlight the shades and also lighting in a more vibrant manner. I also want to add his composition of different angles in many different shutters too show a development of experimentation and detail. His]s tone is very colourful but is always pushed back to make a more delicate appliance and lighter effect(more pastel) I want my images to have a meaning of beauty and suspension in the modern world such as he does but with my own slight twist of composition and colouring.



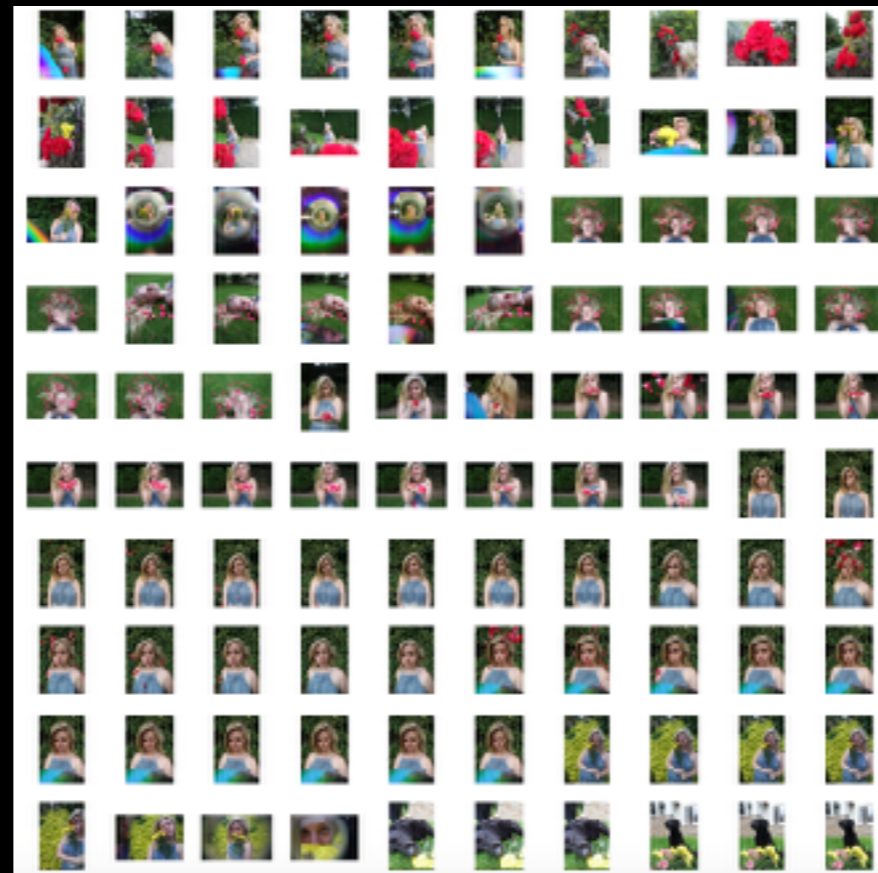
# Mod board





# RESPONSE SHOOT 1 FLORAL INSPIRATION MY INSPIRATION FROM THIS SHOOT

For this shoot again I want to capture the lighting and the delicacy and Beauty with the flowers and how they they compliment and exaggerate the Beauty of the person too. I want to create a rainbow blur such as in the pictures here ,most importantly I want the vibrancy of the colour in the flowers to also create an interesting composition, overall I think this could be a really creative shoot and a very beautiful effect with deep dimensions and meaning.

















This is my favourite image from the flower shoot, due to the use of focus on the face and the beautiful contrast of pink to the highlights in the skin. The perspective of the shot from directly above is very effective and so creates a beautiful mid line. The natural lighting creates a vibrancy of colour without causing an unwanted reflection or blur. This picture has quite a lot of depth with the three main focusing points all being centred on different levels, which works very well in the overall finish.



RESPONSE

SHOOT 2


LIGHTING

MY INSPIRATION FROM THIS SHOOT

During this shoot I want to develop all the different angles and capture the light reflections and shade on the face with the help of many different compositions and blurring effects to capture the light. I experimented with all the lighting and effects on my camera such as slow shutter speed to capture the light in a diversity of ways, Not only did I use fairy lights but also a disc in order to demonstrate a rainbow reflection within the camera, this shows a more diverse composition and also more attention of light.

Furthermore I wanted to show a representation of the theme suspension of light and the beauty and love reflected within their eyes, in addition the display of having lights under and covered creating a highlighted effect could be effective.

# LIGHT PHOTOSHOOT



I feel as if this photoshoot was very successful I was able to vary from many effects on the camera and develop images that are very detailed but also represent the artist with varied light and an interesting composition.















# BEST PHOTO

