

TRACKING SHEET: DOCUMENTARY & NARRATIVE

DEADLINE Mon 1st Dec: for completion of CW module, both blog, A3 page spreads, final images


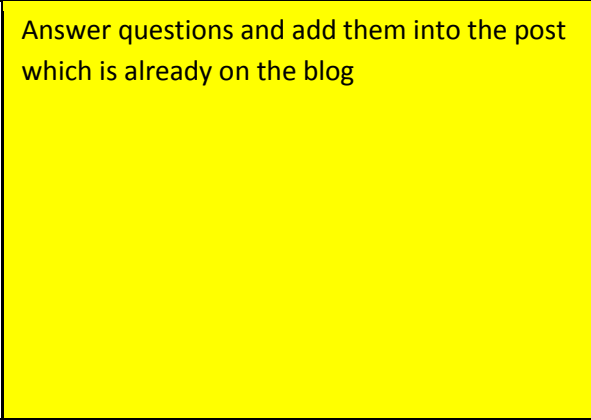


<p>Week 1, 2, 3 & 4 : 3rd - 28th Sept Explore theme of Family in Documentary Photography Sections to complete</p>	<p>Slides to improve: Actions to take</p>	<p>Complete by:</p>
<p>Contextual study: Describe the genre of documentary photography and illustrate with examples. Make also additional blog posts on associated sub-genres such as photojournalism and street photography</p>		
<p>Standards and Ethics in Documentary Photography. Write and respond to the following questions: <i>Q1: Who sets the boundaries of what defines photojournalism?</i> <i>Q2: When technology makes it so easy to manipulate images, how much manipulation is acceptable?</i> <i>Q3: With viewers more sophisticated and sceptical than ever before, how can photojournalists preserve their integrity and maintain trust?</i> <i>Q4: Consider if photographs can change the world or change people's perception</i></p>	<p>Answer questions and add them into the post which is already on the blog</p> 	
<p>Artists references: Select at least two photographers who are exploring the theme of family in their work. Describe style, approach, subject-matter, type of images, title, text/captions and consider the way the photographer communicates a story. Select key works and analyse images</p>		
<p>Write a Specification: <i>Finding your voice and unique way to tell a story:</i> As a photographer you are always looking for photo-opportunities and for stories that only you can tell. Try and find a personal angle on a story which will make it unique and choose a subject you have access to and can photograph in depth. Write a specification with 2-3 ideas based around the theme of Family. Illustrate with images/ examples</p>		

Photo-Assignment 1: Explore the theme of Family and make a set of 5 images/ or a 2-3 min film		
Produce contact sheets and edit your best pictures		
Evaluate and annotate your responses		
Presentation: Print out your set of 5 images and present in class for a group crit (Mon 28th Sept)		
Write a review of Tom Pope's exhibition where you describe your own feelings and opinions and provide further context by considering Tom's research and theory behind the work produced in Jersey	Extend on the post more add more images	

Week 5- 6-7 & 8: 28th Sept – 21st October <i>Explore theme of Community in Documentary Photography</i> Sections to complete	Slides to improve: Actions to take	Complete by:
Case Study: <i>Atlantus - A Transoceanic Journey</i> <i>Task:</i> Consider different approaches and aesthetic considerations used to tell this story; classic documentary compared with staged photography. Identify different types of images produced in <i>Atlantus</i> e.g. a combination of portraits landscapes and still-lives. Consider the editing, sequencing and grouping of images and how they relate to the text, story titles and use of image caption. Provide further context by comparing <i>Atlantus</i> to works or specific photographs from other photographers. Situate it within the history and theory of documentary photography		

<p>Artists references: Select at least one photographers who are exploring the theme of community in their work. Describe style, approach, subject-matter, type of images, title, text/captions and consider the way the photographer communicates a story. Select key works and analyse images</p>		
<p>Review Specification: Reflect on the work you have done so far and photo-shoots made. Have further research and understanding at other photographers work changes my ideas? How can I develop my ideas from here? Write a 4 week planner with details of specific shoots each week. Consider What, where, when, whom and why?</p>		
<p>Photo-Assignment 2: <i>Explore the theme of Family/Community and make a set of 5 images/ or a 2-3 min film.</i></p>		
<p>Produce contact sheets and edit your best pictures</p>		
<p>Evaluate and annotate your responses</p>		
<p>Presentation Thurs 22 & Fri 23 Oct: Print out a set of 5 images and present in class for a group crit. Present also your specification with final ideas, weekly planner and explain how you are going to develop your ideas and make new images over h-term. Make sure also upload and submit work to the GPF STUDENT PHOTOGRAPHY PRIZE – see blog post for more details</p>		
<p>H-term: Make sure you take/ make photographs (150-200), record video/ sound and collect material/ family albums so you have some images to work with after h-term where we will begin to design A3 page spreads for newspapers/ magazines. <i>If you haven't taken any images you can't complete this task which is a vital component of the Coursework and a final outcome!</i></p>		

