



# Wild Tales (Szifron, 2014) - Analysis Sheet for Evaluative Commentary

## Film 1: Pasternak

What did you like about the film? I liked the thriller elements of it and how the threat is presented at the same time as the characters are learning it.	What didn't you like? I thought that the film was great, I liked most things about it
What ideas could you use? Narrative or style? The theme of the people being there for a reason	What ideas won't you use? Why? Won't use the idea of an airport.

## In-Depth Study – Film elements

Film element	Example
<b>Cinematography</b>	Example 1:  Example 2:





**Editing**

Example 1:



Example 2:



<p><b>Sound</b></p>	<p>Example 1:</p>  <p>Example 2:</p> 
---------------------	--


**Inspirations - what ideas did this film give you for your own short film?**

<p><b>Cinematography:</b></p> <p>The cinematography will not be used in my film</p>	<p><b>Editing:</b></p> <p>I might use the long takes used in the film</p>
<p><b>Sound:</b></p> <p>The sound had nothing of recognition in my opinion.</p>	<p><b>Other:</b></p>

**Film 2: The Rats/Las Ratas**

<p>What did you like about the film? I liked the intensity of the film and thought that the narrative was interesting.</p>	<p>What didn't you like? The acting was bad</p>
<p>What ideas could you use? Narrative or style? The horror style of the film</p>	<p>What ideas won't you use? Why? The theme of poison because it won't make the film the way I want it to be.</p>

**In-Depth study – Mise-en-scène**

Feature	Example – how does it convey meaning or create an effect
<p><b>Set Design</b></p>	<p>The set design of the film is a rundown, cheap looking restaurant diner. This adds to the horror elements of the film as it is set in an unhygienic area where they use rat poison on the food of the customers if they want to. The walls are also covered in muck and other unhygienic things.</p> 



**Costume****Space****Lighting**

The lighting of the film is very dim and dark. The diner is poorly lit and a couple of the lights are not working. This adds to the horror elements of the film and creates unease in the audience.



**Composition**

The composition of the shot involves the two characters and features the man in the background in focus drawing attention to him and drawing attention away from the woman in the foreground.



**Hair and makeup**

The hair and makeup of the film is produced to make characters such as the old lady and the man appear as having greasy and unhygienic hair and clothes. We also see makeup used on the blood covered face of the protagonist.



**Inspirations - what ideas did this film give you for your own short film?**

<p><b>Cinematography/Sound/Editing:</b>          The sound and editing of the film is similar to what I will be using in my film and I will use the blurry toned out sound.</p>	<p><b>Narrative structure:</b>          The narrative structure features elements of horror that I will be incorporating into my script such as the addition of a villainous character.</p>	
<p><b>Establishing characters, setting, plot, theme:</b>          The establishing characters of a victim and the plot of murder gives me some ideas for my film.</p>	<p><b>Creating enigmas:</b>          I will be using my own enigma for this film.</p>	

<p>What did you like about the film?  <b>I liked the close-up shots used</b></p>	<p>What didn't you like?  <b>The repetitive plot of the film</b></p>
<p>What ideas could you use? Narrative or style?  <b>The style of the close-up shots</b></p>	<p>What ideas won't you use? Why?  <b>I won't use the explosive end as I want my film to have a more subtle ending.</b></p>

**In-Depth study: All elements**

Feature	Example
<p><b>Narrative structure</b></p>	 <p>The narrative structure of the film is a repetitive story point of the main characters having to deal with his car being continuously towed and having to pay for it back every time even though he didn't park within the yellow lines. The climax of the film is him revolting against the people towing his car leading to him causing an explosion and ending up in jail. We see the protagonist's mental state progressively decline throughout the film as he starts arguing with his wife and throws a fire extinguisher at a man working at the towing agency.</p>



**Establishing characters, setting, plot, theme**



**The plot of the film follows the main character having his car unfairly towed and as a result making him pay for it. The theme of the movie is standing up against unfair systems as the character explodes his car in the climax of the movie to damage the towing company. It is set in an urban city.**

**Mise-en-scene**



**The mise en scene is used in a variety of different ways such as the environment of the towing office or the protagonist home. Or even the city environment.**

**Cinematography**

**The cinematography of the film is excellent and provides the film with a unique identity. The shots used are very unique. The film uses a lot of long handheld**

shots to create a sense of realism within the film. It also creates tension due to the close up shots used.



Editing



The editing in the movie uses a lot long takes without many cuts to create a sense of realism and following the characters

**Sound**



The sound used in the movie is very loud especially the explosion scene and the cheering inside the prison.

**Inspirations - what ideas did this film give you for your own short film?**


<b>Cinematography/Sound/Editing:</b> The cinematography and editing will be similar to what I am using.	<b>Narrative structure:</b> I might use the repetitive structure of the film
<b>Establishing characters, setting, plot, theme:</b>  <b>Make a troubled character</b>	<b>Creating enigmas:</b>

**Film 4: Til Death do us Part/Hasta que la muerte nos separe**

What did you like about the film? <b>The build up and tension of the film</b>	What didn't you like? <b>The conclusion and dissatisfaction</b>
What ideas could you use? Narrative or style?  <b>The style of the film was good and I will be incorporating it into my film</b>	What ideas won't you use? Why?  <b>I wont use the idea of heartbreak as it wont fit my narrative</b>

**In-Depth study: All elements**



Feature	Example
<b>Narrative structure</b>	 <p data-bbox="334 1117 1531 1234"><b>The narrative structure of the film is an escalating issue that has appeared to the main character and spirals the situation out of control and results in the wedding being ruined.</b></p>



**Establishing  
characters,  
setting, plot,  
theme**



**The establishing characters of the film are the bride and the groom at a wedding. The plot revolves around the wife discovering that her soon to be husband has cheated on her in the past and this makes her break down. The events of the film spiral out of control until chaos unfolds resulting in people getting hurt and the wedding being ruined. There is a large theme of the movie that being chaos as the situation keeps getting worse throughout the film.**

**Mise-en-scene**



The mise en scene of the movie features a lot of background props that you would see in a wedding such as white sheets over tables, wedding cake, drinks and a dance floor and many more. This all adds to the immersion of the film.

**Cinematography**



The cinematography of the film is unique and features primarily a pallet of brighter colours such as blue and white. This is done well in the dance scene as we see a variety of different shots and use of technology. An iconic shot is during

the scene where the groom is chasing the wife and we see a camera attached to the door and the camera points to whoever opens the door.

Editing



The editing in the film is great as it adds an element of realism and has unique and moments. One such example is the final scene where the wife is going crazy and the shots are cut at a quick pace to make the tension of the scene improved.

Sound



	<p><b>The sound of the film is very authentic. Small elements such as the doors slamming and the cake being cuts make very realistic and improved noise quality to add to the immersion of the scene.</b></p>
--	---

**Inspirations - what ideas did this film give you for your own short film?**

<p><b>Cinematography/Sound/Editing:</b></p> <p><b>I might use the idea of the camera being attached to a moving object such as a door.</b></p>	<p><b>Narrative structure:</b></p> <p><b>The narrative structure of a situation spiraling out of control is an idea I will use.</b></p>
<p><b>Establishing characters, setting, plot, theme:</b></p> <p><b>I will not be using characters from this movie. My film will have a different plot, setting and theme.</b></p>	<p><b>Creating enigmas:</b></p>